



Project Lead the Way California

David T. Hayhurst
College of Engineering
San Diego State University



SAN DIEGO STATE
UNIVERSITY

PLTW Schools




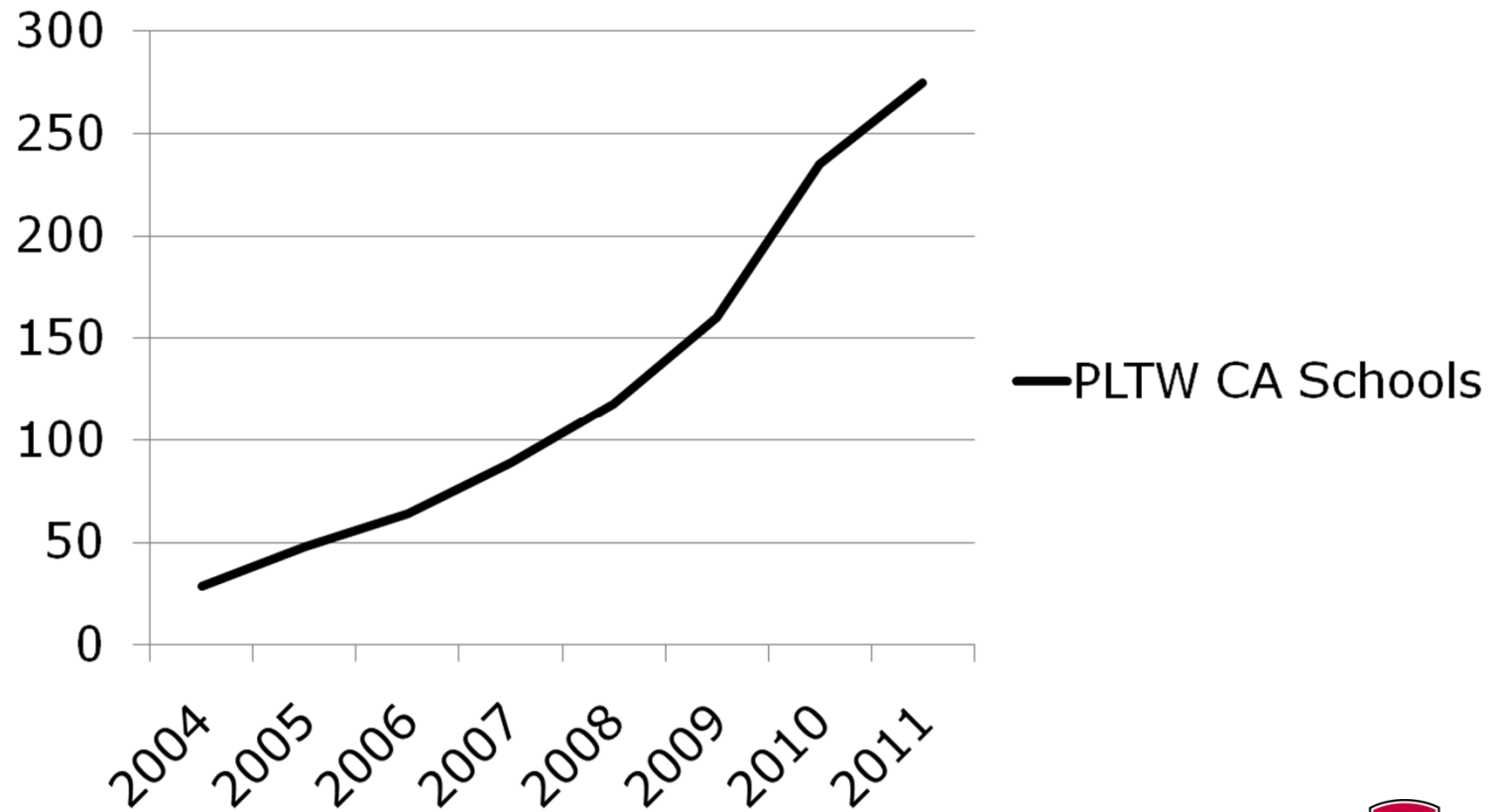
- Total Nationwide: 4,300
- Top States (Fall, 2011)*
 - Indiana 408
 - Texas 321
 - California 274
 - New York 267

* estimated



SAN DIEGO STATE
UNIVERSITY

California Growth Chart



SAN DIEGO STATE
UNIVERSITY



Cost to Schools (typical)

- Equipment: \$15 – 50,000
- Fixed Annual Fee: \$3,200 (software)
- Consumables, Yearly: \$1,000
- Teacher Training: \$2,500 tuition plus housing



SAN DIEGO STATE
UNIVERSITY

California Support (philanthropic)

- \$1 mil + Donors:
 - Chevron
 - QUALCOMM
- Others (not inclusive)
 - Northrop Grumman
 - Xilinx
 - General Atomics
 - Irvine Foundation
 - McCarthy Foundation
- **TOTAL: > \$7.5 mil. since 2002**



SAN DIEGO STATE
UNIVERSITY

CA Partner Universities

- San Diego State University, PLTW Affiliate
- Cal Poly Pomona
- San Jose State University
- CSU East Bay, Biomedical Affiliate



SAN DIEGO STATE
UNIVERSITY

Curriculum Development / Review


- New: Global Challenges

- Review: Three Year Cycle

Affiliate University Faculty

Master Teachers

Industry/Government Partners



SAN DIEGO STATE
UNIVERSITY

Take Aways

- Be Aware of PLTW Students
- Higher Continuation Rates
- CSU Mentor Application (PLTW or AVID)



SAN DIEGO STATE
UNIVERSITY