


**ENGINEERING TECHNOLOGY BACHELOR'S DEGREES AWARDED BY SCHOOL**

1. Purdue University	775
2. Ferris State University	388
3. Indiana U. Purdue U., Indianapolis	313
3. University of Houston	313
5. Southern Polytechnic State University	248
6. Rochester Institute of Technology	240
7. Wentworth Institute of Technology	206
8. Old Dominion University	180
9. University of Cincinnati	172
10. New Jersey Inst. of Technology	165
11. Oklahoma State University	164
12. The University of Toledo	158
13. University of North Carolina, Charlotte	153
14. Indiana U. Purdue U., Fort Wayne	143
15. Purdue University, Calumet	132
16. University of Akron	112
17. Arizona State U., Coll of Tech. & Innov.	103
17. University of Maine	103
19. New Mexico State University	98
20. Oregon Institute of Technology	95
20. Pennsylvania State University, Erie	95
22. SUNY Inst. of Technology, Utica/Rome	90
23. Alfred State	88
24. Texas A&M University	83
25. University of Louisiana, Lafayette	82
25. University of Dayton	82
27. South Dakota State University	81
28. Michigan Technological University	79
29. University of Hartford	75
29. Northern Illinois University	75
31. Western Michigan University	73
31. University of North Texas	73
33. Wayne State University	72
34. Brigham Young University	67
35. Montana State University	61
36. California State Poly. U., Pomona	60
37. Purdue University, North Central	53
37. Miami University	53
37. Weber State University	53
40. Minnesota State University, Mankato	50
41. DeVry University, Fremont	49
41. Metropolitan State University of Denver	49
43. DeVry University, Phoenix	46
44. DeVry University, Chicago	45
45. Buffalo State College	44
46. Lawrence Technological University	39
46. Tennessee Technological University	39
46. Milwaukee School of Engineering	39
49. Texas Tech University	38
50. Pennsylvania State Univ., Harrisburg	36

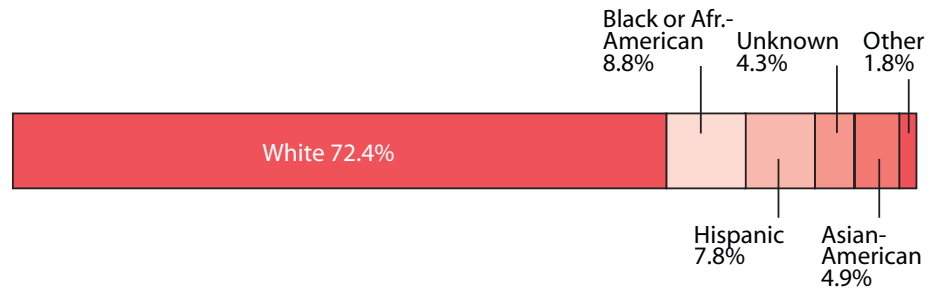
99 schools reported.

**ENGINEERING TECHNOLOGY BACHELOR'S DEGREES BY GENDER**



	2004	2005	2006	2007	2008	2009	2010	2011	2012
Female	11.1%	10.5%	10.4%	9.9%	9.5%	9.4%	9.4%	9.5%	9.4%
Male	88.9%	89.5%	89.6%	90.1%	90.5%	90.6%	90.6%	90.5%	90.6%

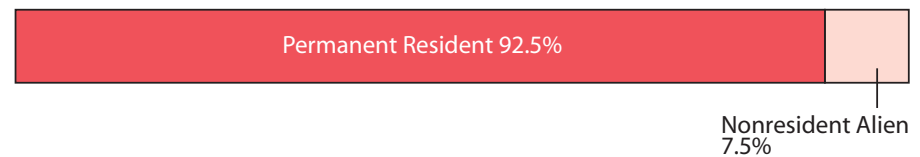
**ENGINEERING TECHNOLOGY BACHELOR'S DEGREES BY ETHNICITY**



	2004	2005	2006	2007	2008	2009	2010	2011	2012
Black or African American	8.4%	7.6%	7.9%	7.7%	8.6%	8.5%	8.5%	9.2%	8.8%
Hispanic	5.9%	5.1%	5.2%	6.9%	7.5%	6.7%	7.1%	7.6%	6.5%
Other	8.8%	10.3%	9.9%	7.5%	5.8%	9.2%	1.0%	1.7%	1.5%
Asian American	5.5%	5.8%	5.2%	6.6%	6.0%	5.1%	5.1%	5.3%	5.0%
White	71.4%	71.2%	71.8%	71.3%	72.0%	70.5%	73.2%	70.4%	73.8%
Unknown	--	--	--	--	--	--	5.1%	5.8%	4.5%

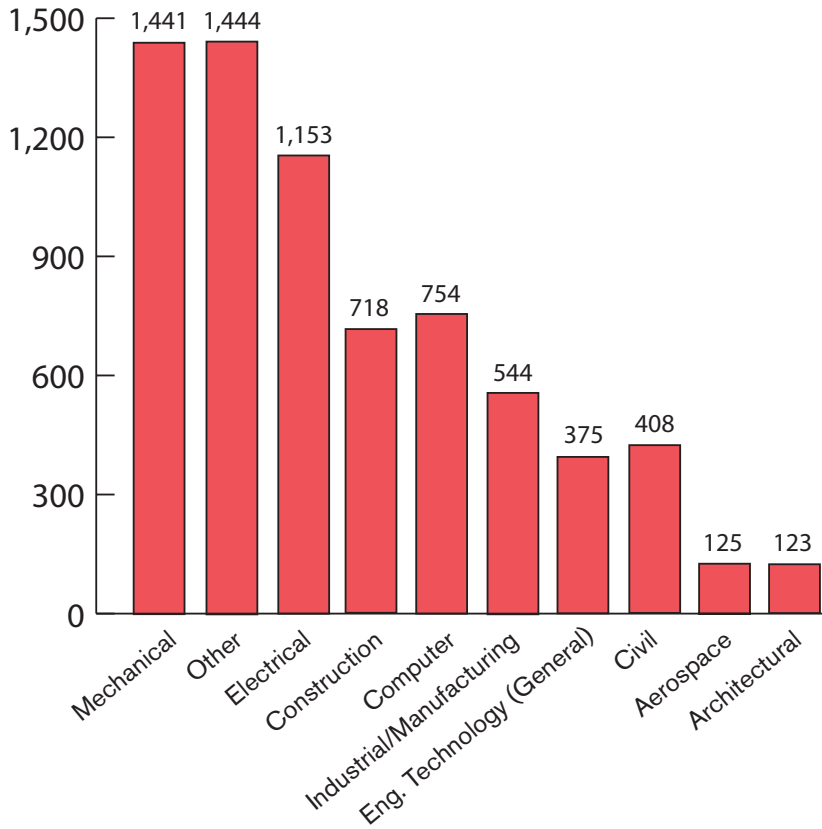
American Indians (0.7%), Hawaiian/Pacific Islanders (0.1%) and Two or More (1.1%) are combined under other.

**ENGINEERING TECHNOLOGY BACHELOR'S DEGREES BY RESIDENCY**



	2004	2005	2006	2007	2008	2009	2010	2011	2012
Foreign National	5.0%	3.6%	3.5%	3.5%	4.1%	4.0%	5.2%	5.0%	7.4%
Domestic	95.0%	96.4%	96.5%	96.5%	95.9%	96.0%	94.8%	95.0%	92.6%

**ENGINEERING TECHNOLOGY BACHELOR'S DEGREES BY DISCIPLINE: 7,085**

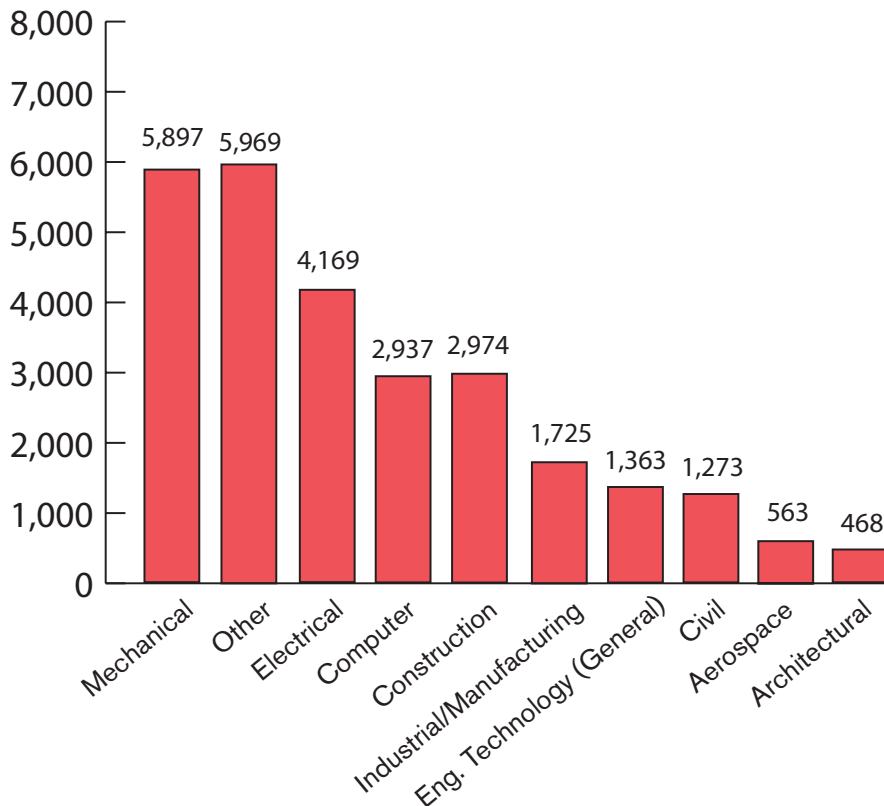


**ENGINEERING TECHNOLOGY DEGREES AWARDED TO WOMEN BY SCHOOL**

1. Purdue University	108
2. Indiana U. Purdue U., Indianapolis	67
3. University of Houston	45
4. Southern Polytechnic State University	37
5. Ferris State University	32
6. Rochester Institute of Technology	26
7. University of Cincinnati	25
7. Wentworth Institute of Technology	25
9. University of Dayton	18
9. University of Hartford	18
11. New Jersey Institute of Technology	17
12. Old Dominion University	16
12. Purdue University, Calumet	16
14. New Mexico State University	15
15. Oklahoma State University	13
16. Arizona State University	10
17. Indiana U. Purdue U., Fort Wayne	8
17. University of North Carolina, Charlotte	8
17. Prairie View A&M University	8
17. The University of Toledo	8
17. Wayne State University	8
17. Weber State University	8
23. Penn State Erie, The Behrend College	7
24. DeVry University, Fremont	6
24. Lawrence Technological University	6
24. The University of Memphis	6
24. SUNY, Utica-Rome	6
24. Purdue University North Central	6
29. University of Akron	5
29. Alfred State	5
29. Brigham Young University	5
29. Colorado Technical University	5
29. DeVry University, Decatur	5
29. DeVry University, Phoenix	5
29. Northern Illinois University	5
29. Southern University and A&M College	5
29. Texas A&M University	5
38. California State Poly. U., Pomona	4
38. DeVry College, Midtown Manhattan	4
38. DeVry University, Addison Campus	4
38. DeVry University, Chicago	4
38. Drexel University, School of Technology	4
38. Montana State University	4
38. Oregon Institute of Technology	4
50. 12 schools tied with 3	3

103 schools reported.

**FULL-TIME ENGINEERING TECHNOLOGY ENROLLMENT BY DISCIPLINE: 27,338\***



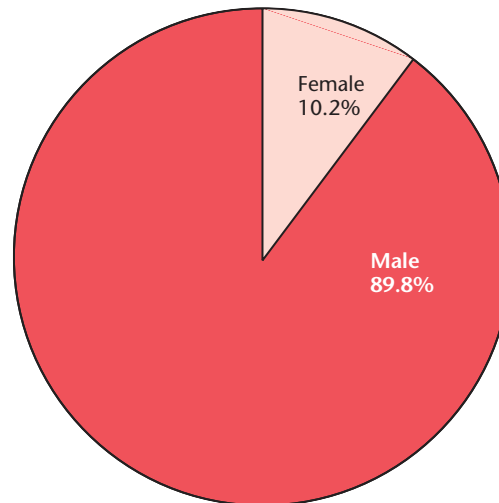
\*Enrollment is for full-time bachelor's degree candidates in engineering technology.

## ENGINEERING TECHNOLOGY ENROLLMENT BY SCHOOL\*

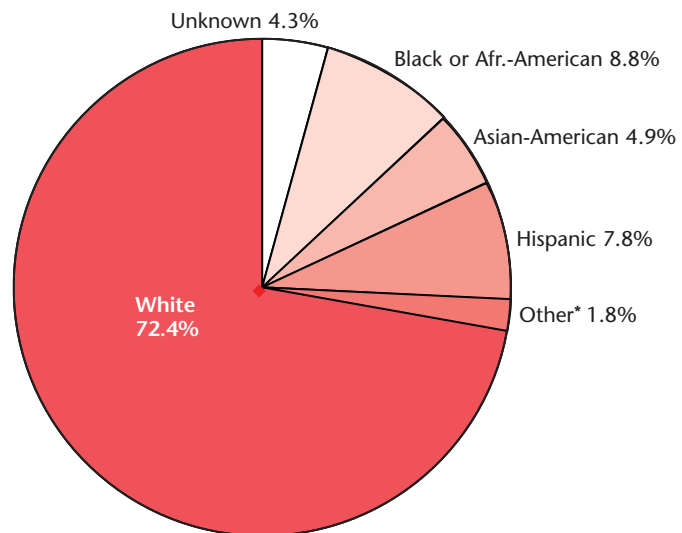
1. Purdue University	3,155
2. University of Houston	2,135
3. Ferris State University	2,008
4. Indiana U. Purdue U., Indianapolis	1,375
5. Rochester Institute of Technology	1,286
6. The University of Toledo	1,054
7. Old Dominion University	875
8. Purdue University, Calumet	854
9. Oklahoma State University	760
10. Metropolitan State University, Denver	748
11. New Jersey Inst. of Technology	720
12. University of North Carolina, Charlotte	660
13. University of Cincinnati	625
14. University of Akron	617
15. Weber State University	573
16. Indiana U. Purdue U., Fort Wayne	566
17. Texas A&M University	523
18. Purdue University North Central	503
19. New Mexico State University	495
20. University of Maine	478
21. California State Poly. U., Pomona	477
22. University of Southern Mississippi	474
23. Wentworth Institute of Technology	473
24. Alfred State	459
25. Montana State University	443
26. University of Louisiana at Lafayette	414
26. Arizona State University	410
28. University of Hartford	396
29. SUNY, Utica-Rome	365
29. Northern Illinois University	365
31. Buffalo State College	347
32. University of North Texas	332
33. Penn State Erie, Behrend College	326
34. Minnesota State University Mankato	320
35. Western Michigan University	277
36. University of Dayton	268
37. Michigan Technological University	264
38. South Dakota State University	262
39. Pennsylvania State Univ., Harrisburg	251
40. Miami University	244
41. California Maritime Academy	239
42. Central Michigan University	226
43. Brigham Young University	222
44. Virginia State University	215
45. DeVry College, Midtown Manhattan	210
46. Temple University	206
47. Tennessee Technological University	204
48. DeVry University, Fremont	195
49. DeVry University, Chicago	194
49. Grambling State University	194

102 total schools reported.  
\*Enrollment is for full-time and part-time bachelor's degree candidates in engineering technology.

## ENGINEERING TECHNOLOGY ENROLLMENT BY GENDER



## ENGINEERING TECHNOLOGY ENROLLMENT BY ETHNICITY\*



\*Other includes Hawaiian/Pacific Islander (0.1%), American Indian (0.7%) and two or more (1.1%)

## ENGINEERING TECHNOLOGY ENROLLMENT BY RESIDENCY

