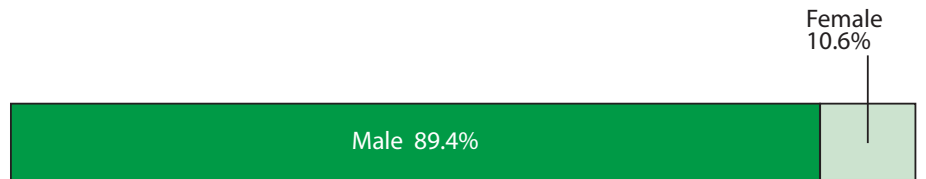


ENGINEERING TECHNOLOGY BACHELOR'S DEGREES AWARDED BY SCHOOL

1. Purdue University	747
2. Ferris State University	319
3. Indiana U. Purdue U., Indianapolis	309
4. Arizona State University	302
5. Wentworth Institute of Technology	206
6. Rochester Institute of Technology	194
7. Southern Polytechnic State University	182
8. Old Dominion University	180
9. University of Cincinnati	168
9. New Jersey Institute of Technology	168
11. Univ. of North Carolina, Charlotte	167
12. The University of Toledo	157
13. Indiana U. Purdue U., Fort Wayne	153
14. University of Wisconsin, Stout	143
15. Oklahoma State University	129
16. Texas A&M University	109
17. University of Maine	95
18. University of Akron	92
19. Penn State Erie, The Behrend College	87
20. University of Hartford	86
20. Michigan Technological University	86
22. University of Louisiana at Lafayette	84
23. Montana State University	82
24. New Mexico State University	81
25. The Pennsylvania State University	80
26. Western Carolina University	79
27. SUNY Polytechnic Institute	75
28. Alfred State	69
29. Purdue University, Calumet	68
30. University of Dayton	67
30. Oregon Institute of Technology	67
32. South Dakota State University	66
33. Northern Illinois University	65
34. University of Southern Mississippi	62
35. Western Michigan University	61
36. Brigham Young University	57
37. Middle Tennessee State University	56
38. Louisiana Tech University	53
38. Miami University	53
40. Minnesota State University, Mankato	47
40. University of North Texas	47
42. California State Poly. U., Pomona	46
42. Central Michigan University	46
44. Temple University	43
44. Tennessee Technological University	43
44. Texas Tech University	43
47. DeVry University, Phoenix	42
48. DeVry University, Chicago	40
49. Lawrence Technological University	39
50. The University of Memphis	38

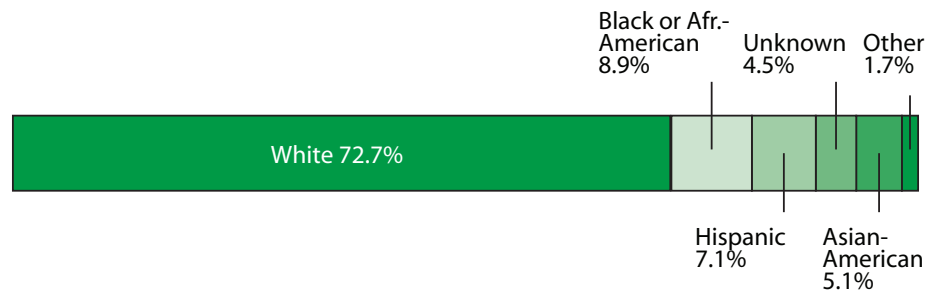
102 schools reported.

ENGINEERING TECHNOLOGY BACHELOR'S DEGREES BY GENDER



	2005	2006	2007	2008	2009	2010	2011	2012	2013
Female	10.5%	10.4%	9.9%	9.5%	9.4%	9.4%	9.5%	9.4%	10.2%
Male	89.5%	89.6%	90.1%	90.5%	90.6%	90.6%	90.5%	90.6%	89.8%

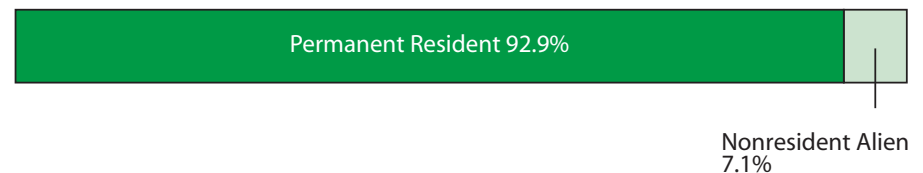
ENGINEERING TECHNOLOGY BACHELOR'S DEGREES BY ETHNICITY*



	2005	2006	2007	2008	2009	2010	2011	2012	2013
Black or African American	7.6%	7.9%	7.7%	8.6%	8.5%	8.5%	9.2%	8.8%	8.8%
Hispanic	5.1%	5.2%	6.9%	7.5%	6.7%	7.1%	7.6%	6.5%	7.8%
Other	10.3%	9.9%	7.5%	5.8%	9.2%	1.0%	1.7%	1.5%	1.9%
Asian American	5.8%	5.2%	6.6%	6.0%	5.1%	5.1%	5.3%	5.0%	4.9%
White	71.2%	71.8%	71.3%	72.0%	70.5%	73.2%	70.4%	73.8%	72.4%
Unknown						5.1%	5.8%	4.5%	4.3%

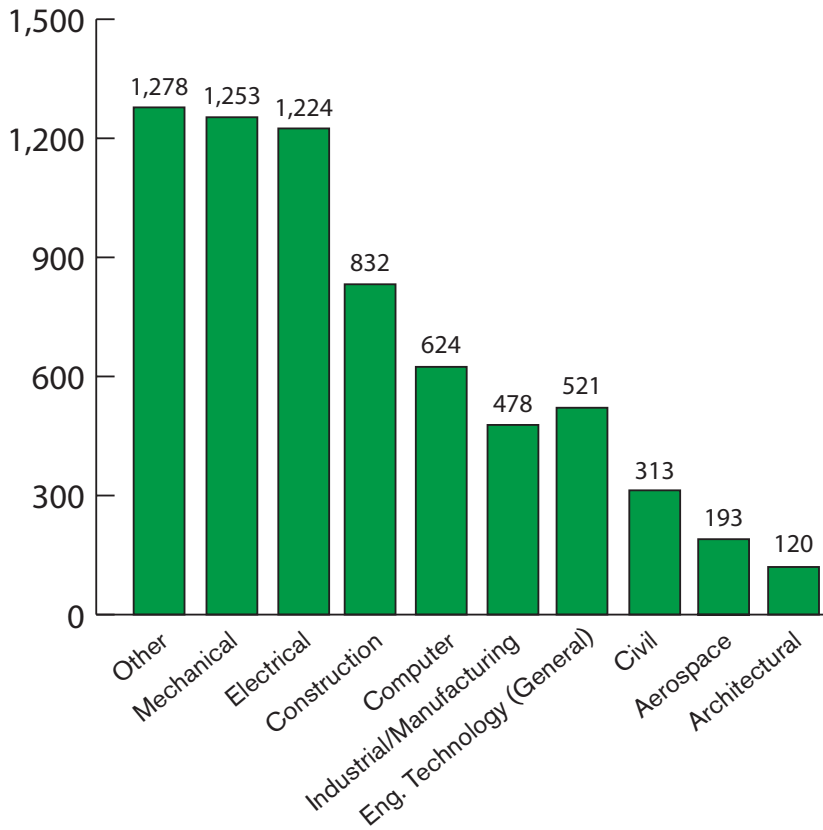
*American Indians (0.7%), Hawaiian/Pacific Islanders (0.1%) and Two or More (1.1%) are combined under Other.

ENGINEERING TECHNOLOGY BACHELOR'S DEGREES BY RESIDENCY



	2005	2006	2007	2008	2009	2010	2011	2012	2013
Nonresident Alien	3.6%	3.5%	3.5%	4.1%	4.0%	5.2%	5.0%	7.4%	7.5%
Permanent Resident	96.4%	96.5%	96.5%	95.9%	96.0%	94.8%	95.0%	92.6%	92.5%

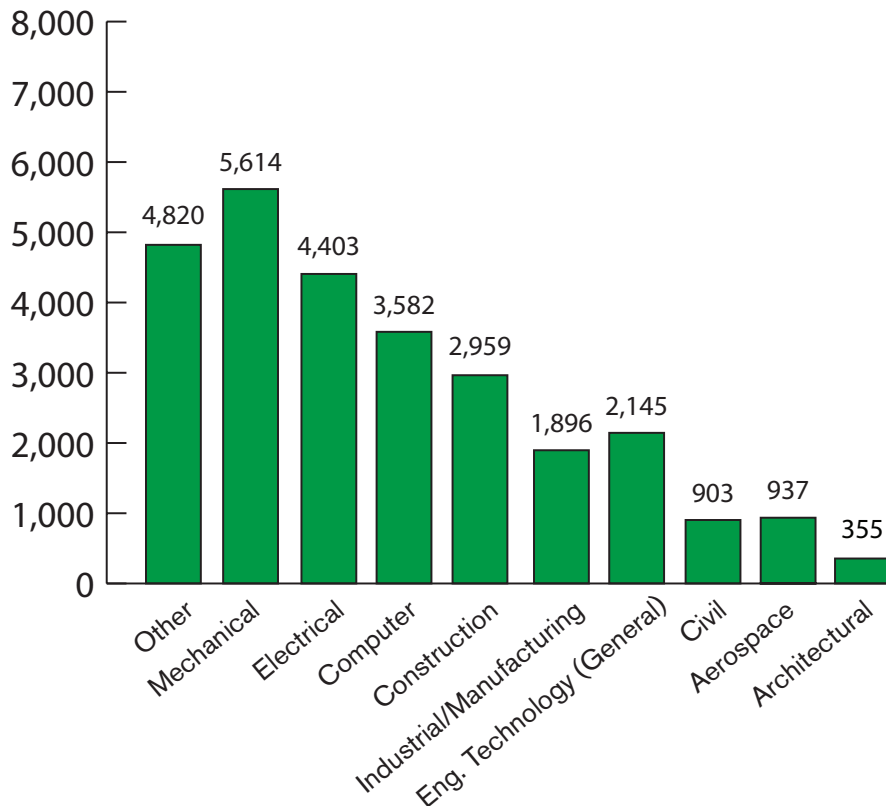
ENGINEERING TECHNOLOGY BACHELOR'S DEGREES BY DISCIPLINE: 6,836



ENGINEERING TECHNOLOGY DEGREES AWARDED TO WOMEN BY SCHOOL

1. Purdue University	117
2. Indiana U. Purdue U., Indianapolis	69
3. Arizona State University	65
4. Ferris State University	25
5. Wentworth Institute of Technology	25
5. New Jersey Institute of Technology	23
7. Southern Polytechnic State University	23
7. University of Cincinnati	21
9. Rochester Institute of Technology	21
9. Univ. of North Carolina, Charlotte	16
11. Old Dominion University	16
11. University of Hartford	15
13. New Mexico State University	13
14. Oklahoma State University	13
14. Purdue University, Calumet	13
14. University of Wisconsin, Stout	13
14. University of Dayton	12
18. Lawrence Technological University	11
19. The University of Toledo	10
20. Penn State Erie, The Behrend College	8
21. Western Michigan University	8
21. Grambling State University	7
23. Brigham Young University	6
24. DeVry Col of NY, Midtown Manhattan	6
24. Colorado Technical University	5
26. DeVry University, Fort Washington	5
26. DeVry University, Fremont	5
26. Louisiana Tech University	5
26. SUNY Polytechnic Institute	5
26. University of Southern Mississippi	5
26. Southern Univ. and A&M College	5
26. Texas A&M University	5
26. University of Akron	4
34. Montana State University	4
34. Southeast Missouri State University	4

FULL-TIME ENGINEERING TECHNOLOGY ENROLLMENT BY DISCIPLINE: 27,614*



24 schools tied with 3
100 schools reported.

* Enrollment is for full-time bachelor's degree candidates in engineering technology.

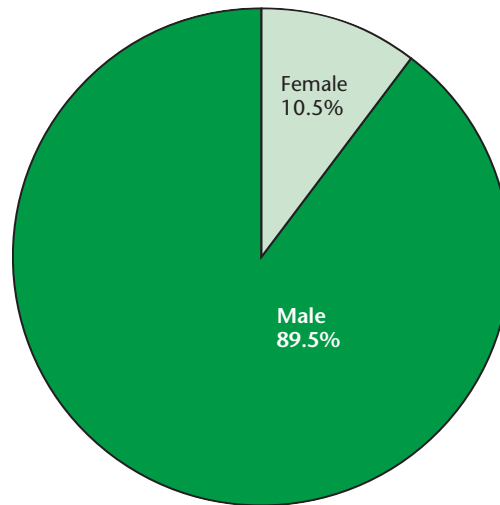
ENGINEERING TECHNOLOGY ENROLLMENT BY SCHOOL*

1. Purdue University	3,259
2. Arizona State University	2,247
3. Ferris State University	2,029
4. Indiana U. Purdue U., Indianapolis	1,371
5. Rochester Institute of Technology	1,235
6. The University of Toledo	1,115
7. Southern Polytechnic State University	1,042
8. Old Dominion University	875
9. Purdue University, Calumet	833
10. New Jersey Institute of Technology	781
11. University of Wisconsin Stout	655
12. Univ. of North Carolina, Charlotte	638
13. Oklahoma State University	625
14. Oregon Institute of Technology	585
15. University of Cincinnati	582
16. Texas A&M University	568
17. California State Poly. U., Pomona	527
18. Alfred State	496
19. University of Southern Mississippi	487
20. University of Maine	484
21. Wentworth Institute of Technology	473
22. University of Louisiana at Lafayette	445
23. Northern Illinois University	434
24. Montana State University	424
25. Buffalo State College	393
26. Penn State Erie The Behrend College	387
27. Western Carolina University	385
28. University of Hartford	377
29. SUNY Polytechnic Institute	367
30. University of North Texas	365
31. Middle Tennessee State University	334
32. University of Dayton	332
33. New Mexico State University	318
34. Minnesota State University Mankato	287
35. The Pennsylvania State University	283
36. University of Akron	268
37. Michigan Technological University	267
38. Western Michigan University	261
39. South Dakota State University	256
40. Pennsylvania State University Harrisburg	251
41. Miami University	244
42. California Maritime Academy	239
43. Brigham Young University	234
44. Tennessee Technological University	231
45. Central Michigan University	226
46. Virginia State University	215
47. Louisiana Tech University	203
48. Temple University	186
49. Wayne State University	179
50. California State University Sacramento	178

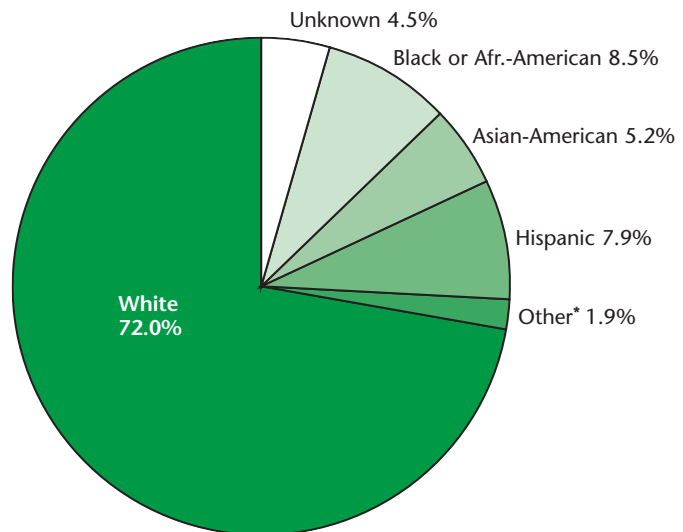
102 total schools reported.

*Enrollment is for full-time and part-time bachelor's degree candidates in engineering technology.

ENGINEERING TECHNOLOGY ENROLLMENT BY GENDER



ENGINEERING TECHNOLOGY ENROLLMENT BY ETHNICITY*



*Other includes Hawaiian/Pacific Islander (0.1%), American Indian (0.7%) and Two or More (1.1%)

ENGINEERING TECHNOLOGY ENROLLMENT BY RESIDENCY

