


ENGINEERING TECHNOLOGY BACHELOR'S DEGREES AWARDED BY SCHOOL

1. Purdue University Polytechnic Institute	966
2. Arizona State University	586
3. Texas A&M University	495
4. Farmingdale State College (SUNY)	450
5. Ferris State University	408
6. Indiana U.-Purdue U. Indianapolis	310
7. Eastern Michigan University	293
8. Purdue University Northwest	283
9. Excelsior College	269
10. South Dakota State University	264
11. Univ. of Houston, College of Technology	237
12. Rochester Institute of Technology	229
13. New Jersey Institute of Technology	207
14. Kennesaw State University	185
15. Oklahoma State University	172
16. Pennsylvania College of Technology	168
17. The University of Toledo	166
18. Old Dominion University	148
18. University of Wisconsin - Stout	148
20. University of North Carolina at Charlotte	140
21. University of Cincinnati	137
22. University of Maine	129
23. SUNY Polytechnic Institute	119
24. Pittsburg State University	116
24. University of Louisiana at Lafayette	116
26. The Pennsylvania State University	112
27. Western Carolina University	109
28. The U. of Akron, Eng. & Science Tech. Dept.	107
29. Northern Illinois University	105
30. Penn State Erie, The Behrend College	102
31. Indiana U.-Purdue U. Fort Wayne	101
32. Montana State University	92
33. California State Poly. U., Pomona	90
34. Oregon Institute of Technology	88
34. University of Hartford	88
36. Indiana State University	82
37. University of Southern Mississippi	80
38. Southeastern Louisiana University	77
39. Michigan Technological University	75
40. Weber State University	74
41. Tennessee Technological University	71
42. Louisiana Tech University	69
42. New Mexico State University	69
44. University of Dayton	68
45. Fairmont State College	67
46. University of North Texas	66
47. East Tennessee State University	65
47. Minnesota State University, Mankato	65
49. Ohio University	63
50. University of Central Missouri	60

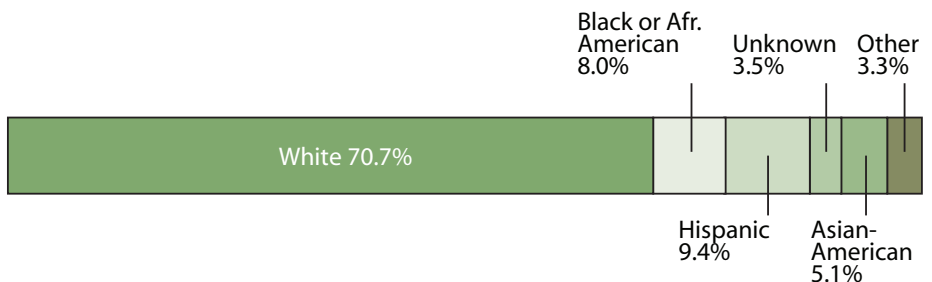
* 133 schools included.

ENGINEERING TECHNOLOGY BACHELOR'S DEGREES BY GENDER



	2009	2010	2011	2012	2013	2014	2015	2016	2017
Female	9.4%	9.4%	9.5%	9.4%	10.2%	10.6%	12.8%	13.3%	14.5%
Male	90.6%	90.6%	90.5%	90.6%	89.8%	89.4%	87.2%	86.7%	85.5%


ENGINEERING TECHNOLOGY BACHELOR'S DEGREES BY ETHNICITY*



	2009	2010	2011	2012	2013	2014	2015	2016	2017
Black or Afr. American	8.5%	8.5%	9.2%	8.8%	8.8%	8.9%	8.5%	8.6%	6.9%
Hispanic	6.7%	7.1%	7.6%	6.5%	7.8%	7.1%	9.2%	12.9%	10.6%
Other	9.2%	1.0%	1.7%	1.5%	1.9%	1.7%	3.0%	4.1%	3.3%
Asian American	5.1%	5.1%	5.3%	5.0%	4.9%	5.1%	5.8%	6.8%	6.4%
White	70.5%	73.2%	70.4%	73.8%	72.4%	72.7%	68.7%	63.8%	68.4%
Unknown		5.1%	5.8%	4.5%	4.3%	4.5%	4.8%	3.8%	4.4%

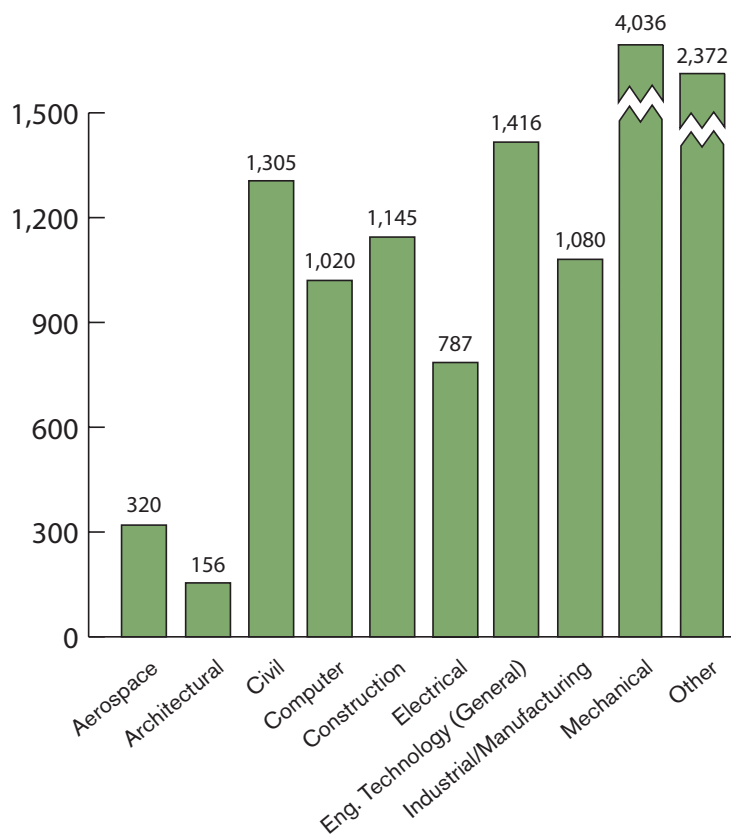
* American Indians (0.4%), Hawaiian/Pacific Islanders (0.1%) and Two or More (2.5%) are combined under Other.

ENGINEERING TECHNOLOGY BACHELOR'S DEGREES BY RESIDENCY



	2009	2010	2011	2012	2013	2014	2015	2016	2017
Foreign	4.0%	5.2%	5.0%	7.4%	10.2%	7.1%	4.9%	6.8%	6.0%
Domestic	96.0%	94.8%	95.0%	92.6%	89.8%	92.9%	95.1%	93.2%	94.0%

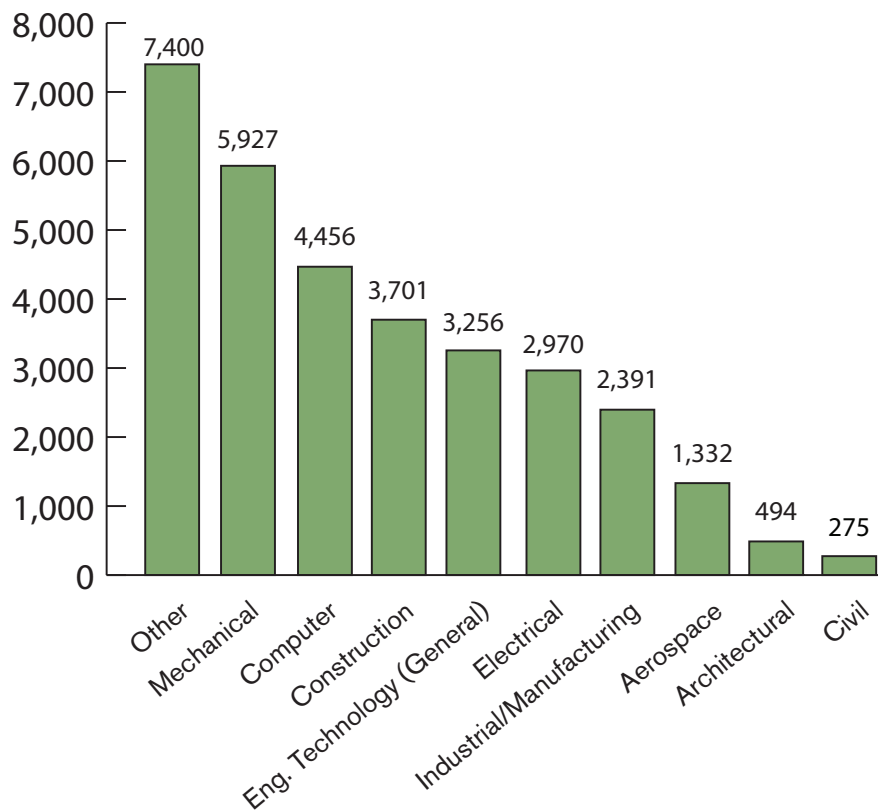
ENGINEERING TECHNOLOGY BACHELOR'S DEGREES BY DISCIPLINE: 13,637



ENGINEERING TECHNOLOGY DEGREES AWARDED TO WOMEN BY SCHOOL

1. Purdue University Polytechnic Institute	184
2. Arizona State University	157
3. Eastern Michigan University	101
3. Texas A&M University	101
5. Farmingdale State College (SUNY)	79
6. Indiana U.-Purdue U. Indianapolis	60
7. Univ. of Houston, College of Technology	54
8. Purdue University Northwest	51
9. Excelsior College	33
10. Ferris State University	28
11. Rochester Institute of Technology	26
12. University of Puerto Rico-Arecibo	24
13. Kennesaw State University	23
14. University of Hartford	22
15. University of North Carolina at Charlotte	18
16. Old Dominion University	17
16. South Dakota State University	17
16. The University of Toledo	17
19. California State Poly. U., Pomona	15
19. New Jersey Institute of Technology	15
19. University of Wisconsin - Stout	15
22. Oklahoma State University	14
22. Prairie View A&M University	14
24. Northern Illinois University	13
24. Fairmont State College	11
24. Oregon Institute of Technology	11
24. South East Missouri State University	11
24. Southeastern Louisiana University	11
24. Western Carolina University	11
30. Bowling Green State University	10
30. Indiana U.-Purdue U. Fort Wayne	10
30. University of Louisiana at Lafayette	10
30. University of Southern Mississippi	10
30. Wayne State University	10
35. New England Institute of Technology	9
35. SUNY Polytechnic Institute	9
35. University of Pittsburgh, Johnstown	9
38. Central Washington University	8
38. New Mexico State University	8
38. Penn State Erie, The Behrend College	8
38. Pittsburg State University	8
38. Savannah State University	8
38. University of Central Missouri	8
38. University of Maine	8
45. Indiana State University	7
45. Lawrence Technological University	7
45. Michigan Technological University	7
45. University of Cincinnati	7
49. California State U. Maritime Academy	6
50. Fairleigh Dickinson University	6

FULL-TIME ENGINEERING TECHNOLOGY ENROLLMENT BY DISCIPLINE: 32,202*



* Enrollment is for full-time bachelor's degree candidates in Engineering Technology

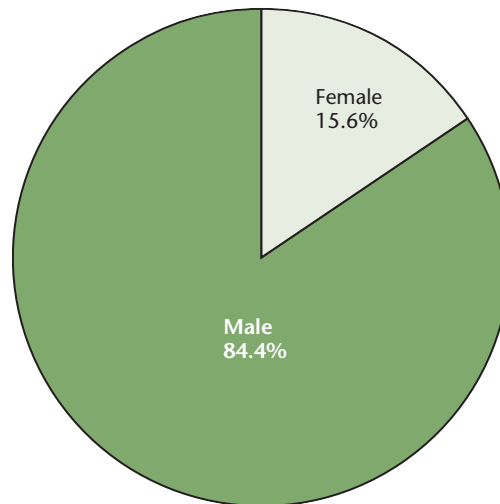
* 130 schools included.

ENGINEERING TECHNOLOGY ENROLLMENT BY SCHOOL*

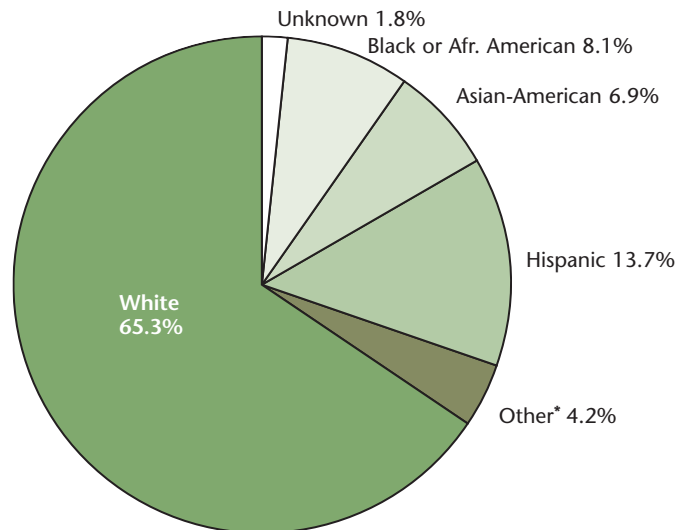
1. Purdue University Polytechnic Institute	4,754
2. Arizona State University	4,375
3. Univ. of Houston, College of Technology	3,873
4. Eastern Michigan University	2,329
5. Farmingdale State College (SUNY)	2,273
6. Ferris State University	2,039
7. Texas A&M University	1,932
8. Indiana U.-Purdue U. Indianapolis	1,248
9. The University of Toledo	1,097
10. Purdue University Northwest	971
11. University of Cincinnati	842
12. University of North Carolina at Charlotte	793
13. Kennesaw State University	760
14. Old Dominion University	750
15. Oklahoma State University	733
16. New Jersey Institute of Technology	696
17. Oregon Institute of Technology	543
18. Indiana U.-Purdue U. Fort Wayne	508
19. California State Poly. U., Pomona	496
20. University of Maine	490
21. Western Carolina University	487
22. University of North Texas	480
23. University of Wisconsin - Stout	478
24. The Pennsylvania State University	465
25. Wayne State University	458
26. Montana State University	409
27. Buffalo State	379
28. Northern Illinois University	360
29. University of Louisiana at Lafayette	358
30. Michigan Technological University	357
31. SUNY Polytechnic Institute	346
32. The U. of Akron, Eng. & Science Tech. Dept.	323
33. University of Dayton	322
34. Minnesota State University Mankato	295
35. South Dakota State University	262
36. Western Michigan University	258
37. Ohio University	253
38. The University of Memphis	239
39. Louisiana Tech University	223
40. Tennessee Technological University	219
41. Penn State Erie The Behrend College	218
42. Brigham Young University	212
43. California State U. Maritime Academy	207
44. University of Hartford	199
45. Temple University	189
46. University of Arkansas at Little Rock	183
47. Trine University	164
48. East Carolina University	147
49. University of Massachusetts Lowell	138
50. Lawrence Technological University	134

* 56 schools reported. Enrollment is for full-time and part-time bachelor's degree candidates in engineering technology.

ENGINEERING TECHNOLOGY ENROLLMENT BY GENDER

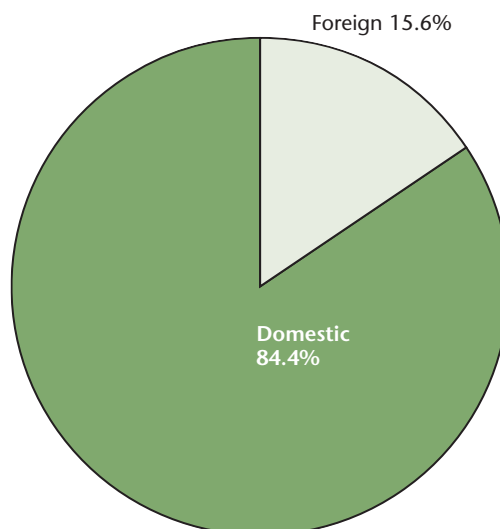


ENGINEERING TECHNOLOGY ENROLLMENT BY ETHNICITY*



*American Indian (0.6%), Hawaiian/Pacific Islander (0.2%), and Two or More (3.2%) are combined under Other.

ENGINEERING TECHNOLOGY ENROLLMENT BY RESIDENCY



* 64 schools reported. Enrollment is for full-time and part-time bachelor's degree candidates in engineering technology.