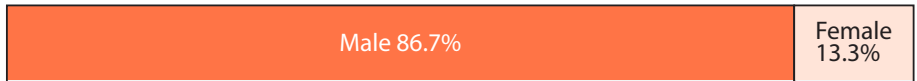


ENGINEERING TECHNOLOGY BACHELOR'S DEGREES AWARDED BY SCHOOL

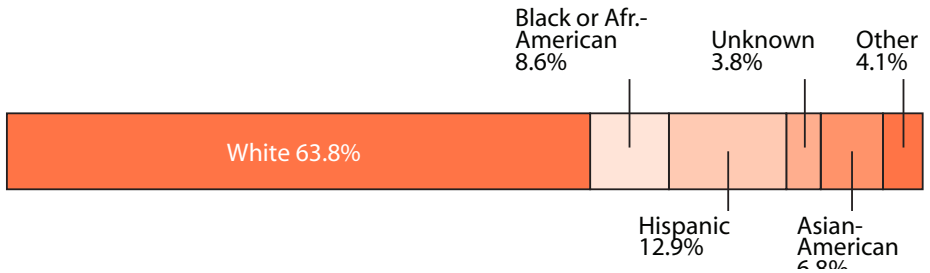
1. Purdue University Polytechnic Institute	958
2. University of Houston, College of Tech.	399
3. Arizona State University	386
4. Ferris State University	358
5. Indiana U. Purdue U., Indianapolis	266
6. Rochester Institute of Technology	235
7. Purdue Univ. Northwest - College of Tech.	199
8. Oklahoma State University	198
9. Kennesaw State University	194
10. The University of Toledo	188
11. New Jersey Institute of Technology	184
12. Old Dominion University	165
13. Indiana U. Purdue U., Fort Wayne	143
14. Texas A&M University	141
15. University of Wisconsin - Stout	136
16. Univ. of North Carolina, Charlotte	128
17. Pennsylvania State University	127
18. University of Maine	118
19. University of Cincinnati	102
20. University of Akron	99
21. Montana State University	97
22. University of Louisiana at Lafayette	96
23. Wentworth Institute of Technology	95
24. Alfred State	89
24. SUNY Polytechnic Institute	89
26. Northern Illinois University	86
27. University of Dayton	78
28. California State Poly. U., Pomona	75
29. Brigham Young University	73
30. Oregon Institute of Technology	61
30. Western Michigan University	61
32. South Dakota State University	60
32. University of Hartford	60
34. Eastern Michigan University	59
34. Penn State Erie, Behrend College	59
34. Temple University	59
37. Tennessee Technological University	58
38. University of North Texas	57
39. New Mexico State University	55
40. Middle Tennessee State University	52
41. Michigan Technological University	51
42. Colorado State University, Pueblo	49
43. Cleveland State University	47
44. Buffalo State	43
45. Ohio University	42
46. Wayne State University	38
47. Western Carolina University	36
48. DeVry University, Phoenix	34
48. Trine University	34
50. DeVry University, Sacramento	33

ENGINEERING TECHNOLOGY BACHELOR'S DEGREES BY GENDER



	2007	2008	2009	2010	2011	2012	2013	2014	2015
Female	9.9%	9.5%	9.4%	9.4%	9.5%	9.4%	10.2%	10.6%	12.8%
Male	90.1%	90.5%	90.6%	90.6%	90.5%	90.6%	89.8%	89.4%	87.2%

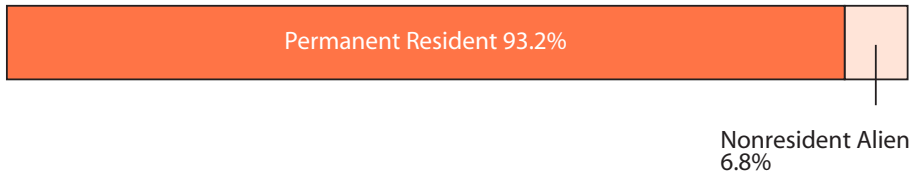
ENGINEERING TECHNOLOGY BACHELOR'S DEGREES BY ETHNICITY*



	2007	2008	2009	2010	2011	2012	2013	2014	2015
Black or African American	7.7%	8.6%	8.5%	8.5%	9.2%	8.8%	8.8%	8.9%	8.5%
Hispanic	6.9%	7.5%	6.7%	7.1%	7.6%	6.5%	7.8%	7.1%	9.2%
Other	7.5%	5.8%	9.2%	1.0%	1.7%	1.5%	1.9%	1.7%	3.0%
Asian American	6.6%	6.0%	5.1%	5.1%	5.3%	5.0%	4.9%	5.1%	5.8%
White	71.3%	72.0%	70.5%	73.2%	70.4%	73.8%	72.4%	72.7%	68.7%
Unknown				5.1%	5.8%	4.5%	4.3%	4.5%	4.8%

*American Indian (0.5%), Hawaiian/Pacific Islander (0.2%) and two or more (3.3%) are combined under other.

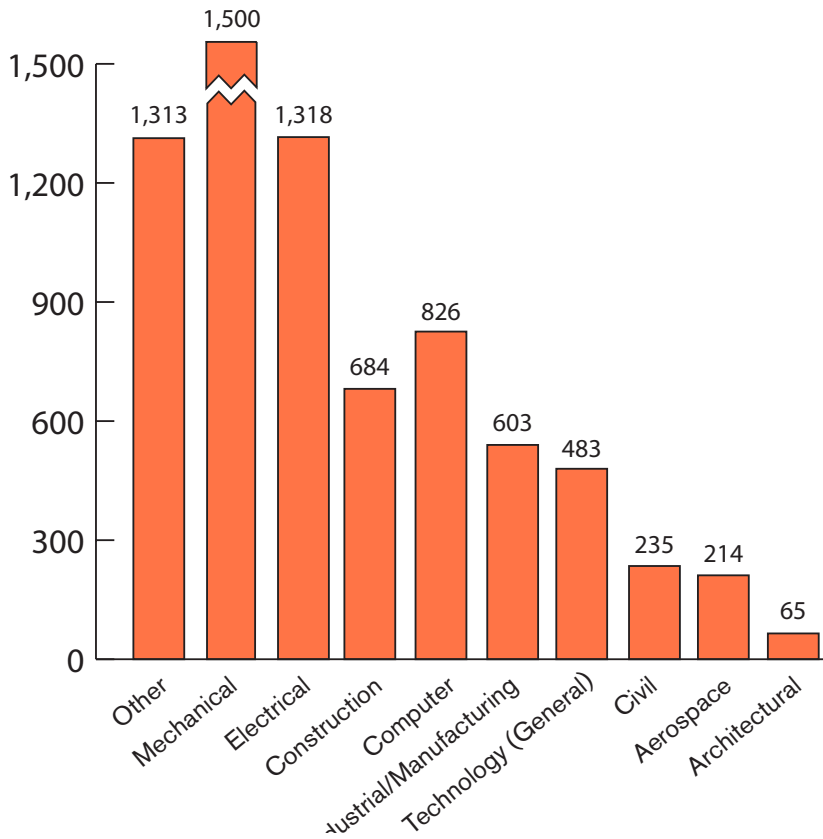
ENGINEERING TECHNOLOGY BACHELOR'S DEGREES BY RESIDENCY



	2007	2008	2009	2010	2011	2012	2013	2014	2015
Nonresident Alien	3.5%	4.1%	4.0%	5.2%	5.0%	7.4%	10.2%	7.1%	4.9%
Permanent Resident	96.5%	95.9%	96.0%	94.8%	95.0%	92.6%	89.8%	92.9%	95.1%

88 schools reported.

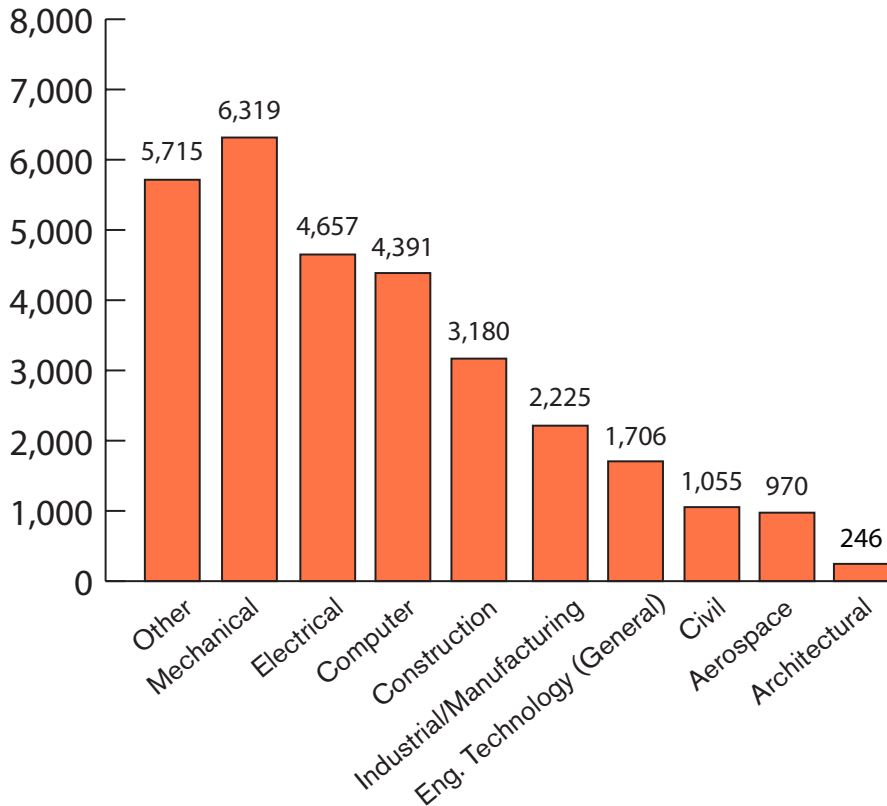
ENGINEERING TECHNOLOGY BACHELOR'S DEGREES BY DISCIPLINE: 7,241



ENGINEERING TECHNOLOGY DEGREES AWARDED TO WOMEN BY SCHOOL

1. Purdue University Polytechnic Institute	177
2. Arizona State University	94
3. University of Houston, College of Technology	82
4. Indiana U. Purdue U., Indianapolis	57
5. Kennesaw State University	46
6. Old Dominion University	22
7. Ferris State University	21
7. Rochester Institute of Technology	21
9. Purdue Univ. Northwest - College of Tech.	19
10. University of Hartford	18
10. University of Wisconsin - Stout	18
12. New Jersey Institute of Technology	15
13. Texas A&M University	13
14. University of Dayton	10
15. Indiana U. Purdue U., Fort Wayne	9
15. The University of Toledo	9
17. Oklahoma State University	8
17. University of Maine	8
17. University of North Texas	8
17. Wentworth Institute of Technology	8
21. Lake Superior State University	7
21. SUNY Polytechnic Institute	7
21. Temple University	7
21. The University of Memphis	7
25. California State Poly. U., Pomona	6
25. Northern Illinois University	6
27. DeVry University, Fremont	5
27. Drexel University	5
27. Montana State University	5
27. New Mexico State University	5
27. University of Cincinnati	5
27. Univ. of North Carolina, Charlotte	5
33. Colorado State University, Pueblo	4
33. DeVry College of NY, Midtown Manhattan	4
33. DeVry University, Alpharetta	4
33. DeVry University, Chicago	4
33. DeVry University, Fort Washington	4
33. DeVry University, Irving	4
33. Michigan Technological University	4
33. Southeast Missouri State University	4
33. University of Louisiana at Lafayette	4
33. Western Michigan University	4
43. Alfred State	3
43. DeVry University, Miramar	3
43. DeVry University, Orlando	3
43. DeVry University, Tinley Park	3
43. Louisiana Tech University	3
43. Penn State Erie, Behrend College	3
43. South Dakota State University	3
43. Tennessee Technological University	3

FULL-TIME ENGINEERING TECHNOLOGY ENROLLMENT BY DISCIPLINE: 30,464*



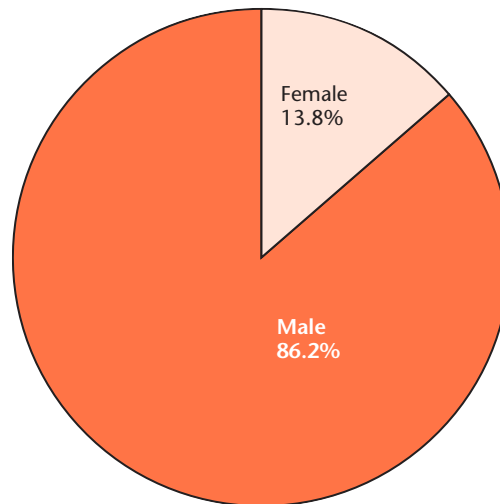
*Enrollment is for full-time bachelor's degree candidates in engineering technology.

97 schools reported.

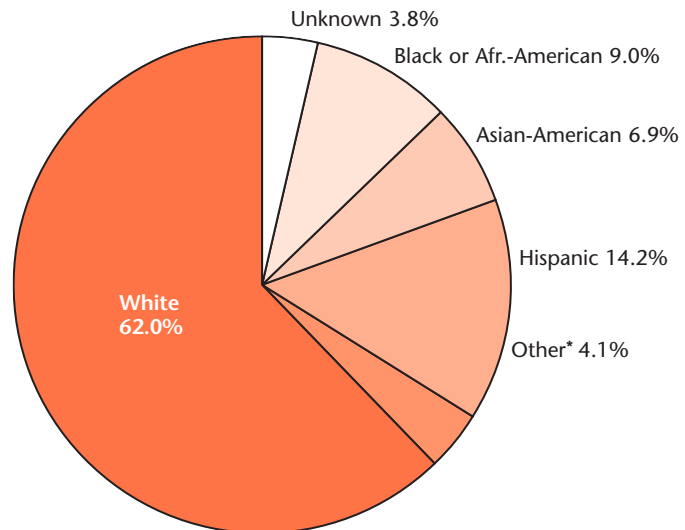
ENGINEERING TECHNOLOGY ENROLLMENT BY SCHOOL*

1. Purdue University Polytechnic Institute	4,516
2. University of Houston College of Tech.	3,859
3. Arizona State University	3,422
4. Ferris State University	1,836
5. Indiana U. Purdue U., Indianapolis	1,402
6. Rochester Institute of Technology	1,178
7. The University of Toledo	1,164
8. Purdue Univ. Northwest - College of Tech.	1,083
9. Oklahoma State University	801
10. New Jersey Institute of Technology	756
11. Kennesaw State University	729
12. Univ. of North Carolina, Charlotte	707
13. University of Cincinnati	625
14. Old Dominion University	574
15. Eastern Michigan University	536
16. Alfred State	532
17. California State Poly. U., Pomona	527
18. Colorado State University Pueblo	513
19. Texas A&M University	502
20. Pennsylvania State University	500
21. University of Maine	485
22. University of Wisconsin - Stout	483
23. Oregon Institute of Technology	470
24. Montana State University	459
25. University of North Texas	442
26. Buffalo State	439
27. Middle Tennessee State University	430
28. University of Louisiana at Lafayette	422
29. SUNY Polytechnic Institute	372
30. Northern Illinois University	367
31. University of Hartford	361
32. Penn State Erie, Behrend College	354
33. Univ. of Akron Eng. & Sci. Tech. Dept.	321
34. Michigan Technological University	311
35. University of Dayton	307
36. Ohio University	289
37. Indiana U. Purdue U., Fort Wayne	265
38. South Dakota State University	259
39. Western Michigan University	252
40. Louisiana Tech University	238
41. Tennessee Technological University	234
42. New Mexico State University	232
43. Brigham Young University	217
44. Western Carolina University	216
45. Wayne State University	204
46. University of Arkansas at Little Rock	202
47. Temple University	186
48. Cleveland State University	164
49. DeVry University Columbus	162
50. DeVry University Miramar	158

ENGINEERING TECHNOLOGY ENROLLMENT BY GENDER

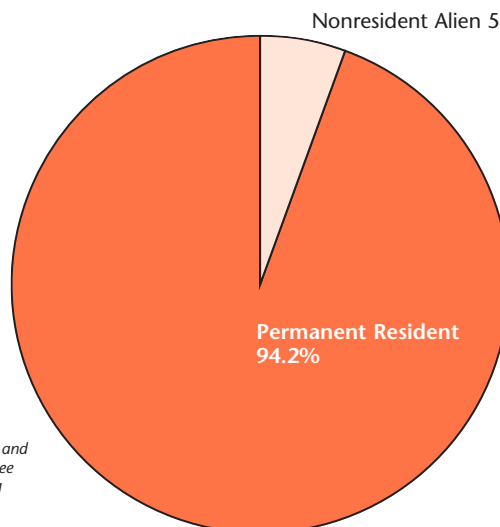


ENGINEERING TECHNOLOGY ENROLLMENT BY ETHNICITY*



*Other includes Hawaiian/Pacific Islander (0.2%), American Indian (0.6%) and Two or More (3.3%).

ENGINEERING TECHNOLOGY ENROLLMENT BY RESIDENCY



88 schools reported.
*Enrollment is for full-time and part-time bachelor's degree candidates in engineering technology.