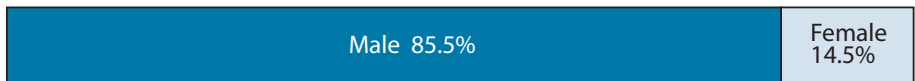


ENGINEERING TECHNOLOGY BACHELOR'S DEGREES AWARDED BY SCHOOL

1. Purdue University Polytechnic Institute	966
2. Univ. of Houston, College of Technology	614
3. Arizona State University	484
4. Ferris State University	408
5. Indiana U. Purdue U., Indianapolis	289
6. Eastern Michigan University	261
7. Purdue U. Northwest - College of Tech.	243
8. Rochester Institute of Technology	214
9. The University of Toledo	203
10. New Jersey Institute of Technology	199
11. Texas A&M University	175
12. Old Dominion University	171
13. Kennesaw State University	155
14. Oklahoma State University	153
15. University of Wisconsin - Stout	148
16. California State Poly. U., Pomona	145
17. University of North Carolina at Charlotte	120
18. New Mexico State University	116
19. Univ. of Akron, Eng. & Sci. Tech Dept.	106
19. University of Louisiana at Lafayette	106
21. Oregon Institute of Technology	104
22. SUNY Polytechnic Institute	103
23. Indiana U. Purdue U., Fort Wayne	101
24. The Pennsylvania State University	98
25. Western Carolina University	97
26. Penn State Erie, The Behrend College	96
27. University of Maine	95
27. Wentworth Institute of Technology	95
29. University of Cincinnati	93
30. Montana State University	87
31. Alfred State, SUNY College of Technology	84
31. Northern Illinois University	84
33. LeTourneau University	78
34. University of Hartford	76
35. Minnesota State University, Mankato	75
36. University of North Texas	69
37. Tennessee Technological University	68
38. University of Dayton	65
39. Michigan Technological University	58
40. Buffalo State	55
40. Ohio University	55
42. California State U. Maritime Academy	54
43. South Dakota State University	53
43. Western Michigan University	53
45. Middle Tennessee State University	52
46. Temple University	50
47. Cleveland State University	48
48. Brigham Young University	45
48. Trine University	45
48. Wayne State University	45

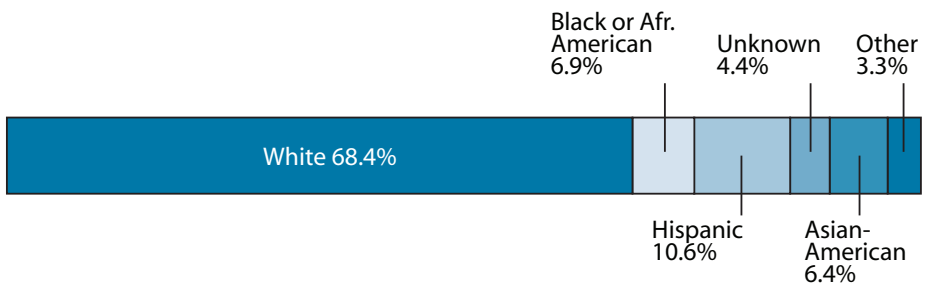
66 schools reported.

ENGINEERING TECHNOLOGY BACHELOR'S DEGREES BY GENDER



	2008	2009	2010	2011	2012	2013	2014	2015	2016
Female	9.5%	9.4%	9.4%	9.5%	9.4%	10.2%	10.6%	12.8%	13.3%
Male	90.5%	90.6%	90.6%	90.5%	90.6%	89.8%	89.4%	87.2%	86.7%

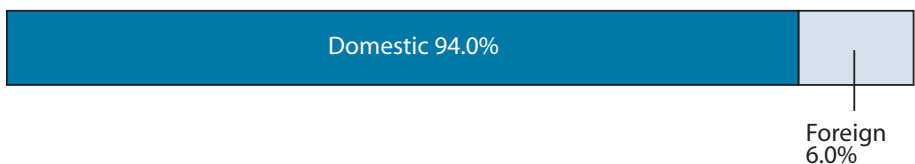
ENGINEERING TECHNOLOGY BACHELOR'S DEGREES BY ETHNICITY*



	2008	2009	2010	2011	2012	2013	2014	2015	2016
Black or Afr. American	8.6%	8.5%	8.5%	9.2%	8.8%	8.8%	8.9%	8.5%	8.6%
Hispanic	7.5%	6.7%	7.1%	7.6%	6.5%	7.8%	7.1%	9.2%	12.9%
Other	5.8%	9.2%	1.0%	1.7%	1.5%	1.9%	1.7%	3.0%	4.1%
Asian American	6.0%	5.1%	5.1%	5.3%	5.0%	4.9%	5.1%	5.8%	6.8%
White	72.0%	70.5%	73.2%	70.4%	73.8%	72.4%	72.7%	68.7%	63.8%
Unknown			5.1%	5.8%	4.5%	4.3%	4.5%	4.8%	3.8%

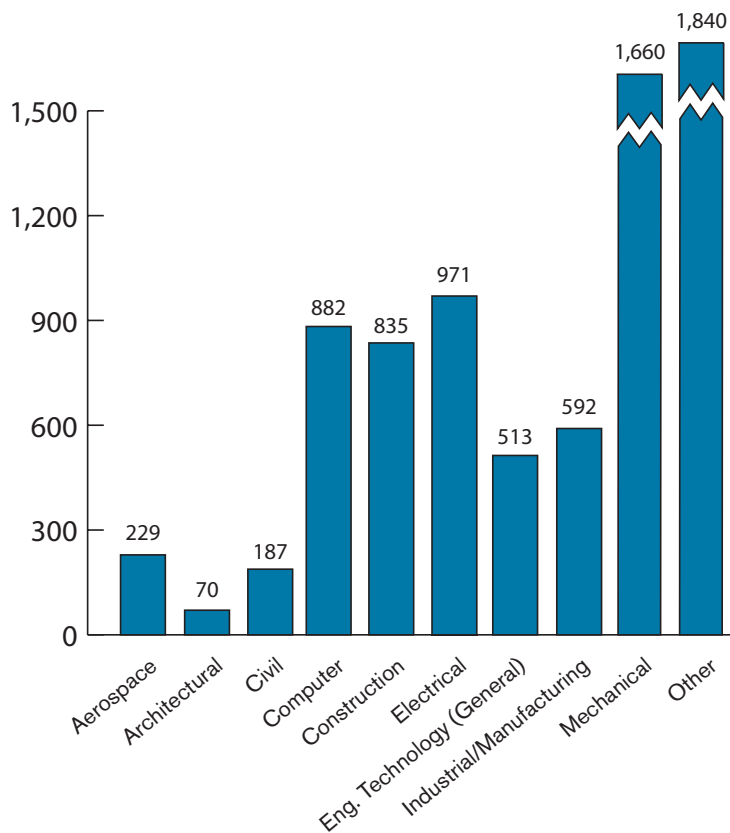
*American Indian (0.7%), Hawaiian/Pacific Islander (0.1%), and Two or More (2.5%) are combined under Other.

ENGINEERING TECHNOLOGY BACHELOR'S DEGREES BY RESIDENCY



	2008	2009	2010	2011	2012	2013	2014	2015	2016
Foreign	4.1%	4.0%	5.2%	5.0%	7.4%	10.2%	7.1%	4.9%	6.8%
Domestic	95.9%	96.0%	94.8%	95.0%	92.6%	89.8%	92.9%	95.1%	93.2%

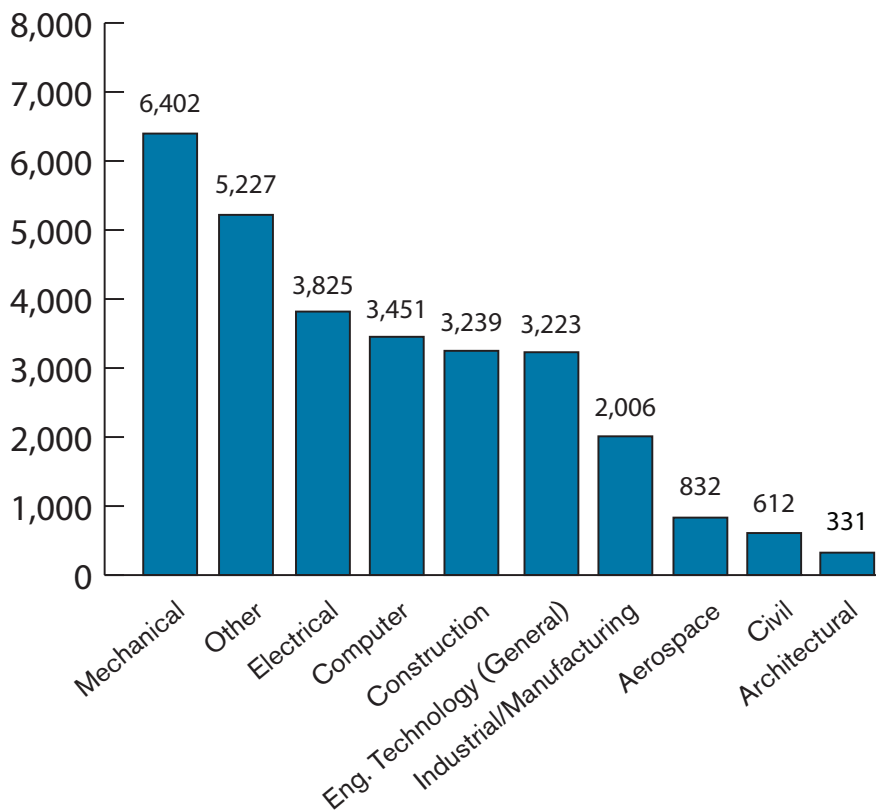
ENGINEERING TECHNOLOGY BACHELOR'S DEGREES BY DISCIPLINE: 7,779



ENGINEERING TECHNOLOGY DEGREES AWARDED TO WOMEN BY SCHOOL

1. Purdue University Polytechnic Institute	184
2. Arizona State University	139
3. Univ. of Houston, College of Technology	136
4. Eastern Michigan University	89
5. Indiana U. Purdue U., Indianapolis	78
6. Purdue U. Northwest - College of Tech.	42
7. Ferris State University	28
8. Penn State Erie, The Behrend College	27
9. Rochester Institute of Technology	24
10. Kennesaw State University	23
11. New Mexico State University	22
12. New Jersey Institute of Technology	21
12. Texas A&M University	21
14. Old Dominion University	18
15. University of Wisconsin - Stout	15
16. Oklahoma State University	14
16. The University of Toledo	14
16. University of Hartford	14
19. California State Poly. U., Pomona	12
19. University of North Texas	12
21. LeTourneau University	11
21. University of Cincinnati	11
21. University of Dayton	11
21. University of Louisiana at Lafayette	11
25. Indiana U. Purdue U., Fort Wayne	10
25. SUNY Polytechnic Institute	10
27. Oregon Institute of Technology	9
28. Temple University	8
28. Wentworth Institute of Technology	8
30. Lawrence Technological University	7
30. University of North Carolina at Charlotte	7
32. Wayne State University	6
33. Alfred State, SUNY College of Technology	5
33. Northern Illinois University	5
33. University of Maine	5
33. Western Michigan University	5
37. Brigham Young University	4
37. Buffalo State	4
37. Univ. of Akron, Eng. & Sci. Tech Dept	4
37. The University of Memphis	4
37. Western Carolina University	4
42. California State Univ. Maritime Academy	3
42. Louisiana Tech University	3
42. Montana State University	3
42. Trine University	3
46. Cleveland State University	2
46. Lake Superior State University	2
46. Michigan Technological University	2
46. Middle Tennessee State University	2
46. Minnesota State University, Mankato	2

FULL-TIME ENGINEERING TECHNOLOGY ENROLLMENT BY DISCIPLINE: 29,148*



*Enrollment is for full-time bachelor's degree candidates in engineering technology.

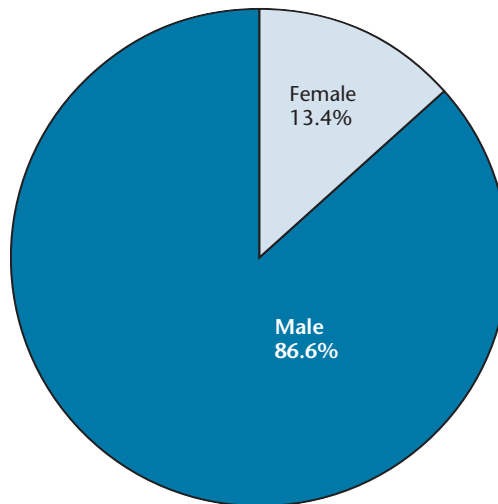
67 schools reported.

ENGINEERING TECHNOLOGY ENROLLMENT BY SCHOOL*

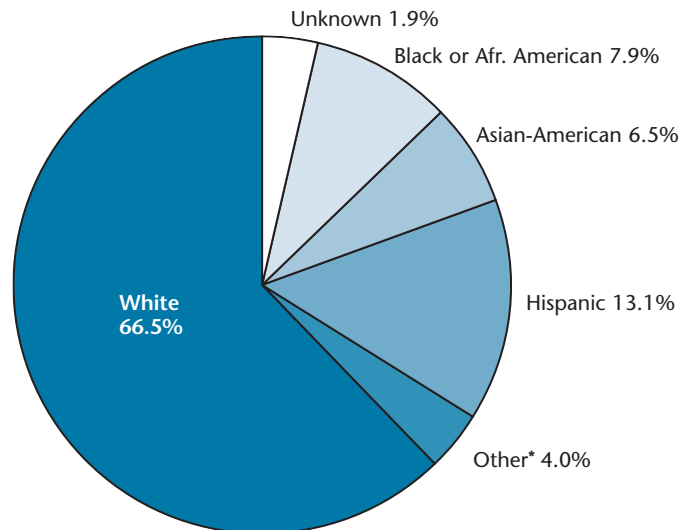
1. Purdue University Polytechnic Institute	4,754
2. Univ. of Houston College of Tech.	3,889
3. Ferris State University	2,039
4. Texas A&M University	1,703
5. Rochester Institute of Technology	1,223
6. The University of Toledo	1,153
7. Purdue U. Northwest - College of Tech.	996
8. Eastern Michigan University	962
9. Kennesaw State University	854
10. California State Poly. U., Pomona	822
11. New Jersey Institute of Technology	819
12. Oklahoma State University	813
13. University of North Carolina at Charlotte	794
14. Old Dominion University	712
15. University of Cincinnati	701
16. Oregon Institute of Technology	550
17. Indiana U. Purdue U., Fort Wayne	508
18. University of Maine	488
19. University of Wisconsin - Stout	478
20. The Pennsylvania State University	473
21. LeTourneau University	461
22. Montana State University	453
23. University of North Texas	449
24. Buffalo State	435
25. Northern Illinois University	427
26. University of Louisiana at Lafayette	408
27. Alfred State SUNY College of Technology	400
28. Middle Tennessee State University	388
29. SUNY Polytechnic Institute	361
30. University of Hartford	360
31. Western Carolina University	353
32. Michigan Technological University	346
33. Minnesota State University Mankato	345
34. Univ. of Akron, Eng. & Sci. Tech Dept	338
35. New Mexico State University	299
36. Western Michigan University	271
37. University of Dayton	270
38. Ohio University	260
39. Tennessee Technological University	244
40. Louisiana Tech University	243
41. Wayne State University	227
42. The University of Memphis	225
43. Brigham Young University	221
44. California State Univ. Maritime Academy	218
45. Penn State Erie The Behrend College	209
46. University of Arkansas at Little Rock	203
47. Temple University	190
48. Trine University	169
49. University of Massachusetts Lowell	140
50. Cleveland State University	139

64 schools reported. *Enrollment is for full-time and part-time bachelor's degree seeking candidates in engineering technology.

ENGINEERING TECHNOLOGY ENROLLMENT BY GENDER

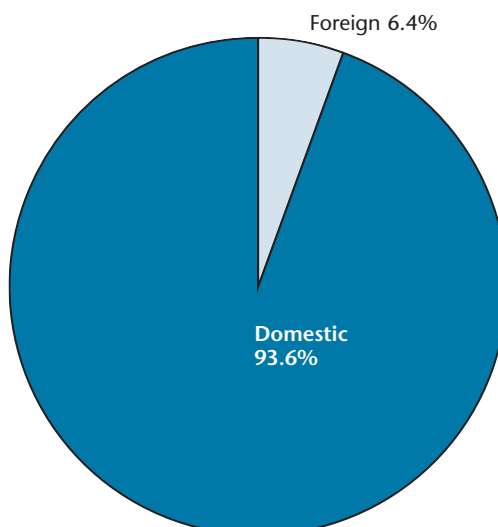


ENGINEERING TECHNOLOGY ENROLLMENT BY ETHNICITY*



*American Indian (0.6%), Hawaiian/Pacific Islander (0.2%), and Two or More (3.2%) are combined under Other.

ENGINEERING TECHNOLOGY ENROLLMENT BY RESIDENCY



64 schools reported. *Enrollment is for full-time and part-time bachelor's degree seeking candidates in engineering technology.